





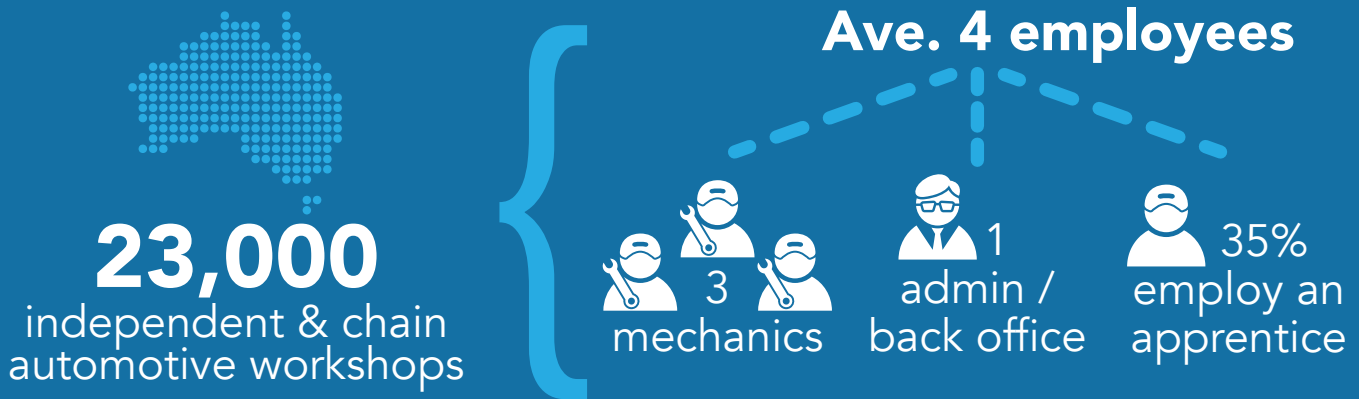


Australian Automotive Aftermarket Association

- Industry Snapshot -

	Manufacturing	Wholesale	Retail	Service
Employees (2016-2017) 	14,000	13,000	29,000	119,000
Revenue (2016-2017) 	\$5.0bn	\$10.6bn	\$7.1bn	\$17.2bn
Wages (2016-2017) 	\$1.2bn	\$1.9bn	\$1.3bn	\$4.8bn
Profit (2016-2017) 	\$0.3bn	\$0.6bn	\$0.4bn	\$1.3bn

- Service Snapshot -



Providing **26.2** million services per year*

The type of vehicle serviced is changing, with workshops seeing:

More diesel vehicles **64%**
More Euro brands **59%**

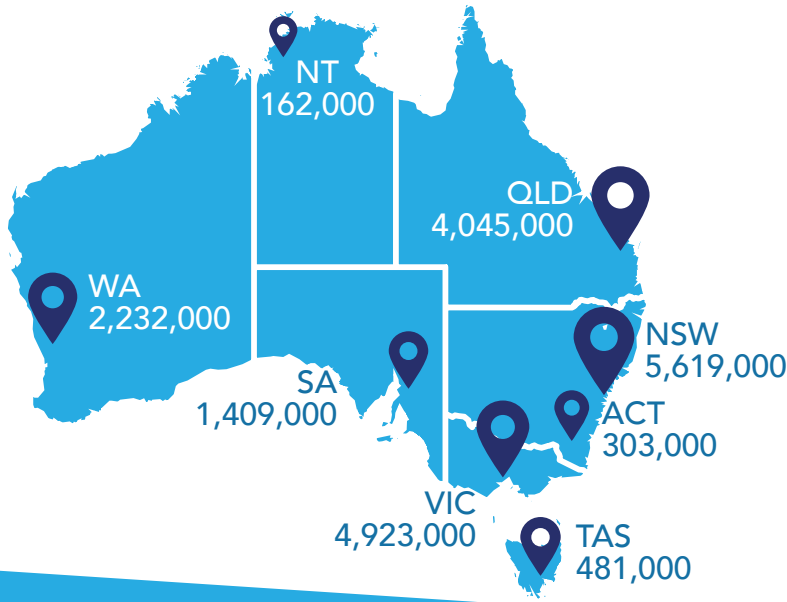
The type of work is changing, with workshops doing:

More logbook servicing **43%**
More servicing within warranty period **34%**

* based on ave. 95 services per month x 23,000 workshops x 12 months



- Car Parc Snapshot -



Vehicles
19,173,000

Average age
10.5 yrs

Total km per year
251,313,000,000

	No. Vehicles	Total km / yr
Passenger	14,330,000	175,899,000,000
LCV	3,187,000	50,778,000,000
Rigid Truck	505,000	10,301,000,000
Articulated Truck	101,000	7,613,000,000
Bus	98,000	2,456,000,000
Motorcycle	861,000	2,176,000,000
Other	91,000	290,000,000



	No. Vehicles
Unleaded	13,968,000
Diesel	4,491,000
Other	370,000
Leaded	344,000

- Australian Car Owner Snapshot -



Households with a motor vehicle
8.2m



Own more than one motor vehicle
55%



Service their motor vehicle
1.7
times per year



Average service & repair bill
\$300



Last service was at an independent or chain workshop
49%



Australian Automotive Aftermarket Association
The voice of the independent aftermarket in Australia

